

2020

Family Activity Calendar



Getting Ready for KINDERGARTEN

Help Me Get Ready For Kindergarten!



Talk

- » Tell me your stories; listen to mine.
- » Sing songs and nursery rhymes.
- » Talk about things we are doing.
- » Teach me new words.
- » Ask me 'how' and 'why' questions.

Play

- » Build with me.
- » Pretend with me.
- » Make time for me to play with other kids.
- » Be silly with me.
- » Teach me the rules.

Read

- » Read to me; listen to me "read" to you.
- » Point out meaningful letters in my world: J is for Jack, D is for Donut.
- » Point out the first letter in words and the sound it makes.
- » Use rhyming words with me.
- » Re-read books I love.

Do

- » Take me to the library.
- » Explore our community with me.
- » Count things with me.
- » Let me touch, taste and smell new things.
- » Play games with me.

Write

- » Use playdough with me.
- » Draw pictures with me.
- » Show me how to make letters.
- » Write down what I say.
- » Make lists with me.

Tips and Tricks to Use Calendar

This Getting Ready for Kindergarten Calendar offers daily activities that enhance developmental skills needed in school. Children develop at their own rate! It's up to you how to use this calendar; we give suggestions below.

Parents

- » Use the daily activities to engage your child in literacy discovery.
- » Check out the local resources, including local libraries (pg.30), community agencies (pg.31), and developmental milestones (pg.34).
- » Look over the Kindergarten registration page and other school information (pg.29).
- » Read the "Children & Technology" page to discover tips and tricks for using media in the home and on the go (pg.33).

"Typical" development varies from child to child. Each month focuses on a different topic based on Illinois Early Learning Standards and strategies developed by experts.

Parents and Teachers

- » Enjoy the monthly tips and videos in the QR code in the Parent and Teachers' Corner
- » Use daily literacy activities as your question of the day, during transition times, and other times during the day.
- » Check out recommended books at the library and use them in the classroom.
- » Use the Kindergarten benchmarks and milestones on pg. 28 to guide your teaching and monitor the children's development.
- » Make **Talk, Play, Read, Do** and **Write** part of your daily school routines.



QR Code Download Instructions

- » Each month look for the QR Code to learn tips and tricks for interacting with your child.
- » To access the QR Code go to the App Store on your mobile phone and download a FREE QR Code Reader.
- » After you have downloaded the app you will be able to hold your phone over the code each month and the videos or information will come up on your phone.

youtu.be/j393INECNGw



The children are our future. Enjoy the journey!

Recommended Books

Each month, look here for a list of books to read with your child.

Encourage your child to listen and use language to express ideas.



Take time each day to listen and to talk with your child.

While traveling or at home:

- Turn off the radio or CD player in your car and talk about where you are going or have been.
- Talk about what might happen when you get to where you are going.
- Turn off the TV and other electronic devices and talk with your child about things that interest him or her or their day. **Talking is teaching!**

Involve your child in activities which require listening and following directions.

Give your child directions that involve two steps. Here are some examples:

- Take off your shoes and put them in the closet.
- Pick up your plate and put it in the sink.



Parent and Teacher Corner

Children come to school after many early-morning transitions from home. There is an emotion behind every action and meltdowns can come out of nowhere. By observing children you can translate this behavior and help them transition.



Small Children Have Big Feelings: There's an Emotion Behind Every Action
<http://bit.ly/2zMMS9m>




Separation anxiety in young children
Separation anxiety is normal and eventually most young children will experience it. Tips for making this transition easier.
<http://bit.ly/2B25I3r>

Recommended Books

- Dreamers** by Y. Morales
- Interrupting Chicken and the Chicken of Surprise** by D. Stein
- Winter is Here** by Kevin Henkes
- Got to Get to Bear's!** by Brian Lies
- Planting Stories: The life of Librarian and Storyteller Pura Belpre** by Anika Aldamuy
- Sea Bear** by Lindsay Moore
- Mary Had a Little Lizard** by Kayla Harren School Stories
- How to Read a Book** by Alexander Kwame

January

Sunday	Monday	Tuesday	Wednesday	Thursday	Friday	Saturday
Eye Care Month			New Year's Day 1 Use newspapers and magazines to make a New Year's crown or hat.	Find things around the house that begin with the letter "C." 2	Make a macaroni necklace. 3	Have your child look at pictures in a book and make up his/her own story. 4
Count items in your kitchen. 5	Do sit-ups and count to 10. 6	Color Tuesday 7 Look for white clothes.	Count the windows in your house. 8	Library Day 9 Get a library card for your child.	Practice putting on hats and gloves. 10	Look for happy faces in a magazine. 11
Sing your child's favorite song. 12	Have your child help prepare a meal. 13	Color Tuesday 14 Look for the color white outside.	Read your favorite children's book to your child. 15	Have your child practice writing his/her name using upper and lower case letters. 16	Ask your child to help set the table and count the items. 17	Gail Borden Library 18 Preschool Fair 10:00-12:00 Bartlett Library Preschool Fair 10:00-12:00 Do 15 jumping jacks.
Cut shapes out of paper to make a picture. 19	Martin Luther King, Jr. Day 20 Have your child draw a picture of him/her playing in the snow.	Color Tuesday 21 Look for the color white in a book or magazine.	Exercise with your child; hop in place, do jumping jacks and arm circles. 22	Library Day 23 Ask for a book about winter fun.	Make a grocery list together. 24	Look outside and ask your child about the weather. 25
Play a board game with your child. 26	Start a nursery rhyme and have your child finish it. 27	Color Tuesday 28 Look for something white in the kitchen.	Name four things that rhyme with "dog." 29	Ask your child to draw a picture of a snowman. 30	Brush your teeth and talk about why they are important. 31	Remember: Check with your school for Kindergarten registration dates. 

Play learning games with your child.



Play matching games.

- Play "Old Maid" and "Go Fish" cards, the Memory Game, or a deck of playing cards.
- Shuffle the cards and lay them face up on the table.
- Invite your child to find the two cards that match.

Have fun as you play "I Spy" color games.

- Play the game by spying different colored objects at home, outdoors, or in the car.
- Say, "I spy something yellow. You peel it and eat it. What is it?" (banana)

Play "shapes" and "sizes" games.

- Play hide-and-seek with different sized shapes.
- Grab shapes out of a bag and name.
- Make bath time a fun learning opportunity with foam letters, numbers and shapes to play with in the tub.

Play Movement Games

- Play "Mother May I," "Red Light, Green Light" and "Simon Says"



Parent and Teacher Corner

Sitting down and playing games with children is the way they learn to take turns, learn rules and spend quality time with you. This time also gives you the opportunity to observe skills that need to be worked on. The Dollar Store is a great place to grab matching, shape, color, letter and number games.



Easy Beginner Preschool Board Games.
<http://bit.ly/2PtGjDy>



Check out this website for Play ideas
<http://bit.ly/2QDtXVH>

Recommended Books

- Who Eats Orange?** by D. White
- How to Build a Hug** by A. Guglielmo
- Color Monster** by Anna Llenas
- If You're Groovy and You Know It, Hug a Friend!** by Eric Litwin
- Love** by Stacy McNulty
- Brave Ballerina: The story of Janet Collins Michelle** by Michelle Meadows
- Twinkle Twinkle, Little Lamb** by Bridget Heos
- The Littlest Things Give the Loveliest Hugs** by Mark Sperring

February

Sunday	Monday	Tuesday	Wednesday	Thursday	Friday	Saturday
Black Heritage Month Dental Care Month						Read your child a story and ask him/her to act it out with a sock puppet. 1
Groundhog Day 2 Have your child put a glove on his/her hand and count his/her fingers.	3 Together, look for words beginning with the same letter.	Color Tuesday 4 Look for pink clothes.	5 Play peek-a-boo with scarves.	Library Day 6 Ask for an award-winning book.	7 Count fruits in the refrigerator.	8 Have your child think of words that start with the first letter in his/her name.
9 Leap across your living room.	10 Read a story with your child and point to each word as you read.	Color Tuesday 11 Look for the color pink in a book or magazine.	Lincoln's Birthday 12 Hide an object, give your child clues and have them find it.	Library Day 13 Ask for rhyming books.	Valentine's Day 14 Have your child help prepare a meal.	15 Trace and cut heart shapes together.
16 Count to 20.	President's Day 17 Read your favorite children's book to your child.	Color Tuesday 18 Look for something pink in your kitchen.	19 Have your child wear something red today.	Library Day 20 Read a book about a snowman.	21 Count the number of hops your child can do on one foot.	22 Name a letter and have your child find items that begin with that letter.
23 Sort out toys by color.	24 Talk about what happens when snow melts.	Color Tuesday 25 Take a walk and find things that are pink.	Ash Wednesday 26 Make shadows with your child using a flashlight.	Library Day 27 Say a word to your child and ask him/her to say words that rhyme.	28 Write down the names of family members.	#BeCounted on Census Day April 1st 29

Read with your child each day.



Create a reading area for your child.

- Store your child's books in a special place that is easy to reach such as a basket, drawer, or on a low shelf.
- Place a small rug or pillow in the area to create a cozy and comfortable place for reading.
- Join your child and read together in this special place.
- Hold your child close to you when you read to help develop a bond and a positive attitude toward reading.
- Read your child's favorite books over and over as this builds strong reading skills.

Let your child participate in book reading with a variety of books.

- Visit your local library with your child and get a library card.
- Let your child look at the picture books in the children's section of the library and select several books to checkout.
- Attend a story time program at your library.
- While reading a book with your child, talk about the pictures and information on the cover of the book.
- Ask your child to look at the cover and guess what the book is going to be about.
- Show your child how to start at the beginning of the book and how to turn the pages from front to back.
- Ask your child questions throughout the story and to retell the story in his or her own words at the end.



Parent and Teacher Corner

Reading aloud is so important to young children's learning. One of the most important skills a parent or teacher can teach a child is how to communicate, how to speak, listen and read. Children love hearing a story when you add different accents and make the characters and story come alive.



Building Print Awareness by Sharing a Book
<http://bit.ly/2PnqDkZ>



The importance of reading aloud to children.
<http://bit.ly/2Pphzff>

Recommended Books

- Remarkably You** by Pat Zietlow Miller
- How Do I Love Thee?** by Jennifer Adams
- When You Are Brave** by Pat Zietlow
- Clackety Track** by Skila Brown
- The ABCs of What I Can Be** by Caitlin McDonough
- The Evil Princess vs. The Brave Knight** by Jennifer Holm
- Tiger Days** by M. H. Clark
- Sloppy Takes the Plunge** by Sean Julian

March



Sunday	Monday	Tuesday	Wednesday	Thursday	Friday	Saturday
Practice your address. 1	2 Read Across America Day Dr. Seuss' Birthday Look for Dr. Seuss books at your library.	3 Color Tuesday Find each door in your house and tell someone what color it is.	Dance with scarves. 4	5 Library Day Find books about spring.	Count fruits in the refrigerator. 6	Put together a puzzle with your child. 7
8 Daylight Savings Time Begins Change your clocks and smoke detector batteries.	Watch a movie with your child. 9	10 Color Tuesday Look for the color green outside.	Look for different shapes in your living room. 11	12 Library Day Talk about the author Dr. Seuss and what an author does.	Sort old socks by color. 13	Practice the "ABC" song. 14
Have your child think of words that start with the first letter in his/her name. 15	Read a story with your child and point to each word as you read. 16	17 St. Patrick's Day Color Tuesday Find the color green in books or magazines.	Hide an object, give your child clues and have him/her find it. 18	19 First Day of Spring Library Day Talk about animals.	Have your child help prepare a meal. 20	Count to 20. 21
Point out street signs as you move through town. 22	Look outside for spring changes. 23	24 Color Tuesday Look for the color green in the kitchen.	Have your child write his/her name on card and display it on the refrigerator. 25	26 Library Day Decide which book is your favorite Dr. Seuss book.	Jump 10 times. 27	Sing your favorite children's song together. 28
Play a game that involves taking turns. 29	Help your child practice zipping his/her coat. 30	31 Color Tuesday Find the color green in your child's toys.	Parents please go to www.surveymonkey.com/r/R3WCKC3 to fill out a 1 minute survey to let us know how you like the calendar.			

Let your child use school tools.



Gather and organize materials for coloring, drawing, writing and cutting.

- Help your child select a strong container for drawing and writing materials.
- Show your child how to use markers and scissors appropriately.
- Decide on some simple rules for your child using the drawing and writing materials.
- Create fun activities using school tools such as pencils, makers, crayons and scissors.

Encourage your child to explore with drawing materials.

- Draw a picture with your child about family events and experiences and talk about the picture.
- Praise your child's efforts by displaying their work in a special spot.



Parent and Teacher Corner

Developing fine motor skills are important for learning to hold a pencil in the future. You can strengthen your child's hands by giving them the opportunity to play with playdough as well as using their pincher fingers to pick up little objects like beans, beads or small pasta. Here are some easy tips for teaching a child to cut with scissors.



How to Teach a Preschooler to Cut with Scissors
<http://bit.ly/2z6jV91>



How to teach your child to use scissors correctly
<http://bit.ly/2PrI583>

Support your child as he or she practices using scissors.

- Be sure that your child knows how to hold the scissors, how to open and close the blades and how to hold the paper. "Chomp the paper like an alligator mouth."
- Snipping playdough snakes, strips of construction paper or paint strips from the hardware store is good practice.



Let your child see that written words are a part of daily life.

- Involve your child in making lists together, writing notes and names.

Recommended Books

- Birds From Head To Tail** by Stacey Roderick
- Anna At The Art Museum** by Hazel Hutchins
- What If?** by Samantha Berger
- Diana Dances** by Luciano Lozano?
- Bloom Boom** by April Pulley Sayre
- Why Should I Walk? I Can Fly** by Ann Ingalls
- Bird Watch** by Christie Matheson
- The Nature Girls** by Aki

April



Elgin
Community
College



Sunday	Monday	Tuesday	Wednesday	Thursday	Friday	Saturday
			Census Day Go online and fill in your Census form.	1 Library Day Ask for fairytales.	2 Talk about a favorite person.	3 Together find things around the house that begin with letter "M."
5 Palm Sunday Use a ruler to measure your hands and feet.	6 Make a collage of shapes together.	7 Color Tuesday Find something blue in your clothes.	8 Passover Begins Sing the "ABC" song.	9 Library Day Read a story and ask your child what his/her favorite part was and why.	10 Good Friday Measure rice with a measuring cup or spoon.	11 Draw and cut out circles and triangles.
12 Easter Sing your child's favorite song.	13 Week of the Young Child 13-17 Use crayons to draw a picture for a parent.	14 Color Tuesday Find something blue outside.	15 Tax Day (Taxes Due) Find some squares in your house.	16 Last Day of Passover Library Day Ask for books about bugs.	17 Count the stairs as you climb them in your house.	18 Act out a favorite story or song.
19 Play a board game or card game with your child.	20 Have your child count all the doors and windows in your house.	21 Color Tuesday Find something blue in a book or magazine.	22 Earth Day Have your child invite a friend over to play.	23 Ramadan begins Library Day Together read a book about feelings.	24 Arbor Day Count how many trees are on your street.	25 Print your name – use a different color for each letter.
26 Children's Book Week April 29-May 5 Count from 0 to 10.	27 Have your child draw a picture. Let him/her tell you about it.	28 Color Tuesday Cut out pictures that are blue from magazines and glue them on paper.	29 Put together a puzzle with your child.	30 Did you fill out your Census online?	Did you know that children under the age of five are our most under counted group for the Census? Count all children living in your home.	



Enjoy the sounds of language.

Read rhymes with your child.

- Read Mother Goose Rhymes with your child. Encourage your child to listen and complete the sentence with the rhyming word such as, "Hickory, Dickory, Dock. The Mouse Ran up the (clock)."
- Read books with rhyming words like *Jeep in a Sheep*, *Chicka Chicka Boom Boom* and *Wocket in My Pocket*

Remember that children grow and develop at different rates, but you may be surprised to see how your child has progressed in the past few months.



Parent and Teacher Corner

- Children need to hear books with rhyming words to develop their language
- Read books with predictable endings to the sentences.
- Did you know you can check out children's CD's from the library?



How to teach your child key reading skills: **Phonological Awareness - Talk, Sing, Rhyme!**
<http://bit.ly/2Ffm4Vc>

Play with rhyming sounds

- Play a game of naming rhyming words. (Silly, Billy, Sock, Rock)
- Silly, nonsense words count, too.
- Sing, dance and listen to songs with your children that have rhyming words. Many of the children's CD's have rhyming songs.



Recommended Books

- A Moon for Moe and Mo** by J. Zalben
- Misunderstood Shark, Don't Eat Friends** by Ame Dyckman
- Cyril and Pat** by Emily Gravett
- There's A Hole In The Log On The Bottom Of The Sea** by Loreen Long
- Earth Gives More** by Sue Fliess
- Picture the Sky** by Barbara Reid
- Like A Lizard** by April Pulley Sayre
- Sometimes Rain** by Meg Fleming

May



Sunday	Monday	Tuesday	Wednesday	Thursday	Friday	Saturday
Asian Pacific American Heritage Month					May Day Play "I Spy" together using color clues.	Help your child get the mail. Count the pieces together.
Make up silly words that rhyme with your child's name.	Find things that begin with the letter "B."	Cinco de Mayo Color Tuesday Find something yellow in your clothes.	Talk about the weather. "April showers bring May flowers." Is it rainy or sunny?	Library Day Ask about summer reading programs.	Talk about summer plans.	Sing the ABC song.
Mother's Day Take a "rainbow walk." Find all the colors of the rainbow.	Listen to a story, cassette tape or CD with your child.	Color Tuesday Find something yellow outside.	Buy a packet of flower seeds - plant some in a paper cup.	Library Day Read two books today. Have your child tell which is his/her favorite and why.	Make animal noises. Have your child guess the animal.	Armed Forces Day Draw some tulips. Color them.
Name a letter and have your child find items beginning with that letter.	Write your child's name. Have them trace the letters.	Color Tuesday Find something yellow in a book or magazine.	Cut out shapes and play a matching game.	Library Day Ask a librarian to recommend new children's music.	Take a walk and talk about the different sounds you hear.	Eid al-Fitr Practice opposites with your child (up/down, in/out, over/under).
Sing songs with rhyming sounds.	Memorial Day Make a parade with your stuffed animals. Count how many animals in the parade.	Color Tuesday Find something yellow in the kitchen.	Hide an object. Have your child look for it by giving him/her clues.	Library Day Share a nursery rhyme with your child.	Visit Festival Park and play.	Bake cookies together. Count the number on each tray.
Find something yellow in your child's toys.						

Give your child daily opportunities to use large muscles.

Let your child spend time inside and outdoors and have space and freedom to use large muscles. Join your child in active play.

- Have a safe outdoor place for your child to run and play.
- Let your child pedal a tricycle outdoors.
- Take music outside to enjoy and dance to.
- Hang a basketball hoop low enough so your child can successfully "make a basket."
- Toss bean bags into a basket, or a tape circle on the floor.
- Create an obstacle course in your house. Use words like crawl "over" the chair. Slide "under" the table. Slither "through" the door like a snake.



Parent and Teacher Corner

What are gross motor skills?

Gross motor skills are the abilities required to control the large muscles of the body for walking, jumping, skipping, and more. Gross motor skills help a child gain strength and confidence in his/her body. It also helps them get exercise and physical activity.

What are fine motor skills?

Fine motor skills are the abilities required to control the small muscles in the body to develop skills like coloring with a crayon, writing with a pencil, or cutting with scissors.

If you have concerns about your child's gross or fine motor skills, you can contact the early learners department in your school district for a screening.



The difference between fine and gross motor skills.
<http://bit.ly/2K6ljvz>

Recommended Books

- Surprise!** by Caroline Hadilaksono
- Hiking Day** by Anne Rockwell
- The Sequoia Lives On** by Joanna Cooke
- Max Explains Everything** by Stacey McAnulty
- How to Two** by David Soman
- The Sun Shines Everywhere** by Mary Ann Hoberman
- Summer** by Cao Wenxuan
- Wild Orca** by Brenda Peterson

June

Sunday	Monday	Tuesday	Wednesday	Thursday	Friday	Saturday
<p>Remember: Did you schedule a kindergarten physical, eye and dental exams?</p>	Sort coins into groups by color and size.	1 Color Tuesday Find something black in your clothes.	2 Have your child invite a friend over and play a game.	3 Library Day Take a walk around the path at the library after you check out books.	4 Discuss your family's favorite food.	5 Find things around the house that are square or circular.
7 Take a walk and count the flowers you see.	8 How many clothes can you put on all by yourself?	9 Color Tuesday Find something black outside.	10 Walk like a penguin. What other animal is black & white?	11 Library Day Ask for books about summer fun.	12 Have a picnic in the backyard.	13 Play "Simon Says." Focus on exercise activities (hopping, bending over, touching toes).
14 Flag Day Play catch together and count as you catch the ball.	15 Make an obstacle course for your bike.	16 Color Tuesday Find something black in a book or magazine.	17 Sing "The Ants Go Marching" song.	18 Library Day Ask for books about cars or trucks.	19 Have your child write his/her name in some sand.	20 First Day of Summer Have a picnic with your child or play a game outside.
21 Father's Day Dance together.	22 Count from 1 to 10 or as high as your child can count.	23 Color Tuesday Find something black in the kitchen.	24 Name words that rhyme with "can."	25 Library Day Ask for books that have shapes in them.	26 Visit the park or a beach.	27 Play a game together such as "Memory" or "Go Fish."
28 Help your child practice putting their shoes on.	29 Find things that begin with the letter "T."	30 Color Tuesday Find something black in your toys.				

Introduce your child to numbers and counting.



Use number words and point out written numerals as you and your child do things together.

- "I need you to put 3 forks and 3 plates on the table."
- "Pick out 4 apples and put them in this bag."
- "See if you can stack 6 pennies."
- "Can you put 4 blocks in a row?"

Involve your child in number and counting activities.

- Play "Simon Says." Say to your child, "Simon says clap your hands 5 times." "Simon Says take 3 steps forward."
- "Show me 4 fingers on your hand."
- "Show me 5 fingers on your hand." "Take one finger away. How many fingers do you have left?"

Read, tell stories, sing songs and say rhymes about numbers and counting with your child.

- Read or sing *Five Little Monkeys Jumping on the Bed*.
- Sing counting songs such as "This Old Man."



Parent and Teacher Corner

Early math skills are learned through every day play. Children learn these skills

through measurement vocabulary like big/small, full/empty, slow/fast, a lot/a little. Children can learn math in multiple opportunities during the day from going to the grocery store or to the laundromat. Make learning fun! Talking is teaching!



The Importance of Early Math
<http://bit.ly/2Pmz9Rc>




Everyday Fun With Measurement
<http://bit.ly/2OH059g>

Recommended Books

- We've Got the Whole World in our Hands** by Rafael Lopez
- Will You Help Me Fall Asleep?** by Anna Kang
- How to Two** by David Soman
- Count to 10 with a Mouse** by Margaret Wise Brown
- One Shoes Two Shoes** by Caryl Hart
- Will You Help Fall Asleep?** by Anna Kang
- Pet This Book** by Jessica Young
- What Kind of Car Does a T. Rex Drive?** by Mark Lee



Sunday	Monday	Tuesday	Wednesday	Thursday	Friday	Saturday
			<p>Sing a favorite song with your child. 1</p>	<p>Have your child name letters found on cereal boxes, cans, etc. 2</p>	<p>What food would you take on a picnic? 3</p>	<p>Independence Day Draw and decorate a flag. 4</p> 
<p>Use sidewalk chalk to draw a hopscotch board and count as you hop. 5</p>	<p>Keep the TV off today. Read books and play games instead. 6</p>	<p>Color Tuesday Find something red outside. 7</p>	<p>Use family photos to tell different stories. 8</p>	<p>Library Day Talk with your child. What did you do today? 9</p>	<p>Use a stick to write numbers in the dirt or sand. 10</p>	<p>Make a piggy bank out of a coffee can or box and start saving coins. 11</p>
<p>Pretend to be a statue. How long can you stay still? 12</p>	<p>Have your child help make his/her favorite sandwich. 13</p>	<p>Color Tuesday Find something red in a book or magazine. 14</p>	<p>Put on music and dance and clap to the beat. 15</p>	<p>Library Day Let your child pick out a DVD the whole family will enjoy. 16</p>	<p>Using blocks, ask your child to sort by colors. Now create a pattern. 17</p>	<p>Play "I Spy" with numbers. 18</p>
<p>Have your child practice your phone number. 19</p>	<p>Practice counting to 10 (or higher)! 20</p>	<p>Color Tuesday Find something red in your kitchen. 21</p>	<p>Count pennies into piles of 1, 2, 3... 22</p>	<p>Library Day Ride your bike or walk to the library. 23</p>	<p>Open your piggy bank, sort and count the coins. 24</p>	<p>Play a counting game like "How many striped or spotted things do you see?" 25</p>
<p>Ask for music or stories to play in your car. 26</p>	<p>Make a touch and feel box with objects from outside. Have your child reach in and guess what he/she touches. 27</p>	<p>Color Tuesday Find two things in your house that are your favorite color. 28</p>	<p>Make a grocery list together and go to the store. 29</p>	<p>Have a birthday party for a doll or stuffed animal. 30</p>	<p>Find something red in your clothes. 31</p>	

Make "going to Kindergarten" plans with your child.



Visit your child's school and preview school activities.

Attend your school's family open house, parent night or "meet the teacher day." Here are some things to do when you visit:

- Explore the classroom. Look at the books and materials, find out where the children store backpacks, and hang coats.
- Find out about the daily schedule for your child's class so you can talk about it at home.
- Ask when do they have story time, lunch, outdoor play and rest time. Children understanding their schedule helps with transitions.
- Locate the restrooms and water fountains.
- Look for the cafeteria, the playground, the principal's office, the nurse's office, media center and other special features of the school.



Parent and Teacher Corner

The first days of school are often tough for both young children and parents. When you say goodbye, reassure your child that you will see him or her later. Children don't understand time so mention a specific time and a concrete activity, for example "I will pick you up after you have had lunch and gone out to play."



Transitioning to Kindergarten
<http://bit.ly/2z54nSQ>



Helping Your Kindergartener with Separation Anxiety
<http://bit.ly/2PTBLFK>

Practice going to Kindergarten.

- Begin to gather school supplies with your child.
- Play school with your child. Take turns being the teacher. Have story time, sing songs, draw pictures, play a game.

Maintain predictable family routines.

- Establish a regular bedtime for your child. American Pediatrics recommends 10-13 hours of sleep per night for children ages 3-5.
- Be prepared for your morning "before school" times. Getting everyone up and off to school can be hectic. Planning and getting organized the night before can eliminate transition problems for your child and a hassle free morning.
- Designate a place for lunch boxes and backpacks that need to go to school so you aren't scrambling in the morning.

Recommended Books

- Clothesline Clues to the First Day of School** by Kathryn Heling and Deborah Hembrook
- Lola Goes To School** by Anna McQuinn
- The Pigeon Has To Go To School** by Mo Willems
- Even Monsters Go To School** by Lisa Wheeler
- The King of Kindergarten** by Derrick Barnes
- Lawrence in the Fall** by Matthew Farina
- A Friend for Henry** by Jenn Bailey
- The Day You Begin** by Jacqueline Woodson

August

Sunday	Monday	Tuesday	Wednesday	Thursday	Friday	Saturday
						Plan a party for the 1st day of school. 1
Pretend it is the first day of school. Practice ways to say goodbye. 2	Help your child write his/her name and identify each letter. 3	Color Tuesday 4 Find your favorite color flower outside and tell someone what color it is.	Visit your new school and play on the playground. 5	Library Day 6 Ask for stories about families.	Practice writing your name with crayons, markers, chalk, and pencils. 7	Make up a story for your child. 8
Take a picnic lunch to a park. 9	Practice taking turns and sharing. 10	Color Tuesday 11 Find something purple outside.	Paint on the sidewalk with water. Practice your letters. 12	Make a costume out of things you have at home. 13	Find words that rhyme with "me." 14	Write a letter to a special friend. 15
Organize what your child will need for the first day of school. 16	Take a walk and talk about the sounds you hear. 17	Color Tuesday 18 Find something purple in a book or magazine.	Help set the table. Count the plates. 19	Library Day 20 Ask for books about friendships.	Practice your phone number and address with your child. 21	Help your child draw a picture and give it to someone special. 22
Talk to your child about their new school-day bedtime and wake-up schedule. 23	Draw a picture of your new school. 24	Color Tuesday 25 Find something purple in the kitchen.	Practice bouncing a ball. Count the number of bounces. 26	Help your child make a list of things that make him/her happy. 27	Look for things that begin with "P." Point out the letter "P" in print. 28	Practice zipping and buttoning. 29
Play "Hide & Seek" outside. 30	Make a sandwich with a face. 31					

Help your child learn personal information.



Involve your child in learning personal information about themselves.

- My name is _____ (includes child's first and last name.)
- I am a _____ (girl or boy.)
- My mother's name is _____
- My father's name is _____
- My address is _____
- My phone number is _____



Parent and Teacher Corner

- Learning personal information is one of the most important lessons you can teach your child in case he or she gets lost or accidentally separated from you.
- Ask the questions in different ways because in an emergency you don't know how your child will be asked.
- When I taught this information I asked the questions in different ways. One day I might say, "What is your name?" The next day I might ask, "What's your full name?"
- When asking about an address I would say, "What is your address?" The next day, I would ask, "Where do you live?"




Teach Kids to Get Found
When They're Lost
<http://bit.ly/2QGaaVQ>

Recommended Books

- The Squirrel's Busy Year** by M. Jenkins
- Hello, Fall!** by D. Diesen
- A Kiss for Akaraka** by Richard Jackson
- Camp Tiger** by Susan Chio
- When Grandma Gives You A Lemon Tree** by Jamie L.B. Deenihan
- Hungry Bunny** by Claudia Rueda
- Summer Green to Autumn Gold** by Mia Posada
- Mad, Mad Bear!** by Kimberly Gee

September



Sunday	Monday	Tuesday	Wednesday	Thursday	Friday	Saturday
		Color Tuesday 1 Go outside and look for something that is either silver or gray.	2 Have your child retell a story or event in order (first, middle, last).	Library Day 3 Ask about fall programs for kids.	4 Go outside. Find rocks to make the first letter of your name.	5 Make a list of things that start with the letters of your child's first name.
6 Telephone someone to say, "I love you."	Labor Day 7 Help clean up the yard or a park.	Color Tuesday 8 Find something silver or gray in a book or magazine.	9 Go outside to play or swing.	10 Make a smiley face using fruits and vegetables.	11 Read and talk about people from other cultures.	12 Try a new food to eat.
Grandparents Day 13 Find something to stack – how high can you build it?	14 Practice your phone number and address.	Hispanic Heritage Month 15 September 15 - October 15	16 Make a collage with leaves.	Library Day 17 Pick 2 books to read today.	18 Find something in your pantry. Make it together for dinner.	Rosh Hashanah 19 Find 10 circular objects in your home.
20 Practice naming opposites.	21 Wear the same color clothes as your child.	First Day of Autumn 22 Color Tuesday Find something silver or gray in your toys.	23 Find things that begin with the letter "F."	24 Sing the nursery rhyme "Twinkle, Twinkle, Little Star."	Native American Day 25 Make a list of all your friends names.	26 Help your child practice writing his/her last name.
27 Take a walk and count the trees. Talk about what animals live in trees.	28 Buy some sandpaper and cut out the letters of your child's name. Let him/her feel them.	Color Tuesday 29 Find something silver or gray in the kitchen.	30 Draw a picture of your family and have your child say the first and last name of each member.			

Invite your child to think and solve problems.



Ask questions:

- "Wow that is a tall tower! How many blocks did you use to make that structure? 1, 2, 3, 4. You used four blocks to make that tower."
- "Do you have your raincoat and umbrella today? How does the raincoat protect you when it is cold and raining?"
- "I noticed how you drew a triangle on top of the square to make a structure with a roof. How are those two shapes different?"
- "I wonder if we can build a tower out of marshmallows or sticks."
- "What would happen if it started raining on our walk to school?"
- "I wonder why the leaves are turning yellow and brown?"

Play pattern games with your child.

- Create a movement pattern and ask your child to repeat it. For example: -step-step-jump, step-step-jump (take 2 steps forward, then jump)
- Start a pattern using objects and ask your child to, "Make a pattern just like this one." For example: fork, spoon, fork, spoon

Provide opportunities to experience and resolve challenges cooperatively.

- Give your child lots of time to play with other children. Encourage activities that involve sharing such as blocks, crayons, play dough and dress up clothes.

Provide opportunities that encourage thinking and problem solving.

- Work a puzzle together.
- Play with play dough.
- Measure and pour water or sand.
- Build with LEGOs. Compare sizes, shapes and colors.



Parent and Teacher Corner

Following directions is an important skill for being successful in Kindergarten. Give your child opportunities to be in activities where he/she is asked to listen and follow directions for short periods of time like story times. Prior to an activity, talk to your child about the expectations. This helps your child transition easier. After the activity, talk about what he/she enjoyed and praise him/her for sitting, listening and/or participating in the proper manner. "I liked how you sat and listened to the story. You were a good example for other children to understand how to listen with your whole body."

"Learning to follow directions can be a challenge for young children. This video contains tips for teaching young children to listen and follow directions."

- Sixty Second Parent



Following Directions
<http://bit.ly/2K6Jrzj>

Recommended Books


- Everywhere, Wonder** by M. Swanson
- Mapping Sam** by Joyce Hesselberth
- Beware The Monster** by Michael Escoffier
- Mapping Sam** by Joyce Hesselberth
- Dragons Eat Noodles on Tuesday** by Jon Stahl
- Little Fox and the Missing Moon** by Ekaterina Trukham
- This Book is Spineless** by Lindsay Leslie
- Teeny Tiny Ghost** by Rachel Matson
- The Happy Book** by Andy Rash

October



Greater Elgin Family Care Center



Sunday	Monday	Tuesday	Wednesday	Thursday	Friday	Saturday
<p>Remember to change the batteries in the fire and smoke detectors.</p> 				<p>Re-tell a favorite bedtime story using stuffed animals.</p> <p>1</p>	<p>Find things around the house that begin with the letter "T."</p> <p>2</p>	<p>Find something that rhymes with "sat".</p> <p>3</p>
<p>Fire Prevention Week (4-10)</p> <p>Go outside and ask your child to repeat patterns: step-step-jump; hop-clap-hop.</p> <p>4</p>	<p>Count groups of ten using cereal like Cheerios or beans.</p> <p>5</p>	<p>Color Tuesday</p> <p>Find something orange in your clothes.</p> <p>6</p>	<p>Make up a story about a stuffed animal or puppet.</p> <p>7</p>	<p>Library Day</p> <p>Ask for books about a favorite animal.</p> <p>8</p>	<p>Sing the song "If You're Happy and You Know It."</p> <p>9</p>	<p>Take a walk after the sun has set – what is different?</p> <p>10</p>
<p>Talk about fall and make a picture of a tree.</p> <p>11</p>	<p>Columbus Day</p> <p>Talk about Columbus Day. Draw 3 boats.</p> <p>12</p>	<p>Color Tuesday</p> <p>Find something orange outside.</p> <p>13</p>	<p>Find things that begin with the letter "S."</p> <p>14</p>	<p>As you select fruits and vegetables at the store have your child name the colors.</p> <p>15</p>	<p>Give your child newspaper and have him/her highlight each "s" they find.</p> <p>16</p>	<p>Let your child draw on the sidewalk with chalk.</p> <p>17</p>
<p>Make a picnic lunch and eat outside.</p> <p>18</p>	<p>Make no-cook play-dough together. Find easy recipes at: bestrecipes.com.au</p> <p>19</p>	<p>Color Tuesday</p> <p>Find something orange in a book or magazine.</p> <p>20</p>	<p>Make a card for a friend. Deliver the special card!</p> <p>21</p>	<p>Library Day</p> <p>Ask the librarian to share one of his/her favorites.</p> <p>22</p>	<p>Visit a new park today. Have your child name objects on the playground.</p> <p>23</p>	<p>Invite a friend over to play outdoors.</p> <p>24</p>
<p>Find items that begin with the same letter.</p> <p>25</p>	<p>Have your child match socks as you fold laundry.</p> <p>26</p>	<p>Yom Kippur</p> <p>Color Tuesday</p> <p>Find something orange in the kitchen</p> <p>27</p>	<p>Read a story to your child. Point to each word as you read.</p> <p>28</p>	<p>Carve a pumpkin with mom or dad.</p> <p>29</p>	<p>Take your child for a walk and collect different kinds of leaves.</p> <p>30</p>	<p>Halloween</p> <p>Find something at home to make a costume.</p> <p>31</p>

Help your child become aware of letters and words at home and in the community.

Encourage your child to “read” familiar signs.

- Give your child printed materials such as magazines, grocery store ads, and menus from your favorite restaurants to play with.
- Invite your child to “read” road and business signs as you drive.

Give your child opportunities to recognize and name letters of the alphabet.

- Encourage your child to find letters in his or her name in signs that you see.
- Read alphabet books and allow him or her to name the letters he or she recognizes.



Parent and Teacher Corner

Print awareness is a necessary skill children need to begin to learn to read. To recognize letters and understand that each letter has a meaning will help a child begin to understand how words are formed. As a parent/teacher, you can build print awareness skills at home/school by reading books, making letters, words and print outside of the home a part of every day.

Help your child recognize his or her own first name in print.

- Say each letter in your child’s name out loud when you write his or her name.
- Add alphabet letter magnets that are found in your child’s name on the refrigerator or a cookie sheet for your child to play with.
- Encourage your child to arrange the letters in the correct order using his or her name.
- Place the alphabet letter magnets in a bag and pull out a letter one at a time and name them.



Becoming Aware of Print
<http://bit.ly/2JZue2M>



**The importance of reading aloud:
Tips for reading to children**
<http://bit.ly/2DBBZLU>




Recommended Books

- Over the River and Through the Wood** by E. Randall
- The Thankful Book** by Todd Parr
- I'm an Immigrant Too!** by Mem Fox
- Miss Pinkeltink's Purse** by Patty Brozo
- B is for Baby** by Atinuke
- Animalphabet** by Julia Donaldson
- All Are Welcome** by Alexandra Penfold
- Bilal Cooks Daal** by Aisha Saeed

November



Sunday	Monday	Tuesday	Wednesday	Thursday	Friday	Saturday
<p>Daylight Savings Time ends. Change your clocks</p> <p>1</p>	<p>Exercise with your child. Count the number of arm circles or hops.</p> <p>2</p>	<p>Election Day. VOTE!</p>  <p>3</p>	<p>Count the number of days on the calendar until Thanksgiving.</p> <p>4</p>	<p>Play a game that involves taking turns</p> <p>5</p>	<p>Help your child build his/her name using magnetic letters.</p> <p>6</p>	<p>Put a leaf under a sheet of paper and rub your crayon over it.</p> <p>7</p>
<p>With your child, look at the pictures in a book before you read it.</p> <p>8</p>	<p>Name four things that rhyme with "pig."</p> <p>9</p>	<p>Color Tuesday Find something brown outside.</p> <p>10</p>	<p>Veterans Day Have your child write and decorate their name and display it on their bedroom door.</p> <p>11</p>	<p>Library Day Ask for holiday books.</p> <p>12</p>	<p>Pretend to be a bear – talk about what sounds they make, what color they are, what they eat...</p> <p>13</p>	<p>Hide a treasure in the house and then give your child clues to find it.</p> <p>14</p>
<p>Sing a favorite holiday song together.</p> <p>15</p>	<p>Find things that begin with the letter "T."</p> <p>16</p>	<p>Color Tuesday Find something brown in a book or magazine.</p> <p>17</p>	<p>Make a decoration for Thanksgiving.</p> <p>18</p>	<p>Library Day Ask for books about food or cooking.</p> <p>19</p>	<p>Practice the "ABC" song.</p> <p>20</p>	<p>Trace your hands to make turkeys. Color the tail feathers.</p> <p>21</p>
<p>Help your child make a list of the things he/she is thankful for.</p> <p>22</p>	<p>Go to the grocery store and have your child help pick items for Thanksgiving.</p> <p>23</p>	<p>Color Tuesday Find something brown in the kitchen.</p> <p>24</p>	<p>Count how many chairs are in the house.</p> <p>25</p>	<p>Thanksgiving Enjoy some good food.</p> <p>26</p>	<p>Help your child make a list of all the things that he/she can do "all by myself."</p> <p>27</p>	<p>Enjoy a family movie night – have hot chocolate & cookies.</p> <p>28</p>
<p>Line up all your cars/trucks. Use a ruler to measure the line.</p> <p>29</p>	<p>Help your child practice putting on his/her winter coat. Try the flip-coat trick method (ask Google).</p> <p>30</p>					

Make math a "hands on" learning experience for your child.

Use recycled materials such as small boxes, paper towel tubes, and bottle tops to involve your child in addition and subtraction and "more" or "less" activities.

- Pretend you are a zookeeper. Put 3 animals in one cage and 5 animals in another. Say to your child, "Show me the cage that has more animals."
- Add variety to math games. Use paper towel tubes as tunnels for the counting bears and small boxes as garages for cars.
- How many forks, napkins and spoons do we need to make sure each person gets one?

Explore Measurement

- Measure with straws, sticks, counting bears, shoes, paperclips.
- Are you taller or shorter than your siblings?
- Help your child measure your foot and then measure his or hers.
- Use words like smallest to largest, shortest to tallest, lightest to heaviest.

Include addition and subtraction words as you talk with your child.

- Make a recipe with your child. Use math words like first, second and third to describe the steps.
- Talk about measurements as you use measuring cups and spoons.
- "You have 5 crackers and I have 3. Do you have more crackers or fewer crackers than I do?"
- "You put 4 crayons in a box. Now add 2 more. How many crayons are in the box?"



Tell stories and read books that include math ideas, books in which characters are added or subtracted as the story progresses.

- Read number books such as *Five Little Ducks*. As a duck goes away, ask your child how many ducks are left.



Parent and Teacher Corner

Research shows that the best time to introduce math concepts to young children is between ages of birth to five because this is the time their brain is rapidly developing. Young children learn best with hands-on experiences. The home and classroom are full of opportunities to integrate math into children's routines and activities through play that involves games, songs, and books that are already a part of the child's day.




Everyday Fun With Addition and Subtraction
<http://bit.ly/2OGh8by>

Recommended Books


- First Snow** by Nancy Viau
- Bear Can't Sleep** by Karma Wilson and Jane Chapman
- Good Morning, Snowplow!** by Deborah Bruss
- A Day For Skating** by Sarah Sullivan
- When the Snow Is Deeper Than My Boots Are Tall** by Jean Reidy
- Love You Head To Toe** by Ashley Barron
- My Tree and Me** by Jo Witek
- From 1 to 10** by Mies Van Hout

December

Sunday	Monday	Tuesday	Wednesday	Thursday	Friday	Saturday
		Color Tuesday 1 Find something gold outside.	2 Pretend you are rowing a boat – count as you row.	3 Make a list of your favorite foods or toys.	4 Make some cookies and decorate with sprinkles.	5 Build a fort or igloo with blankets, sheets or pillows.
6 Play some music, have child “freeze” when you stop the music.	7 Have your child help write his/her name in holiday cards.	Color Tuesday 8 Find something gold in a book or magazine	9 Draw a star and decorate with glitter.	Library Day 10 Check out books about kindness.	Hanukkah Begins 11 Sing a favorite holiday song.	12 Have your child help you make pizza for dinner.
13 Sing “Frosty the Snowman” and hope for snow.	14 Name two words that rhyme with ‘snow’.	Color Tuesday 15 Find something gold in the kitchen.	16 Use socks or paper bags to make puppets for each member of your family.	17 Have your child help you cut wrapping paper for presents.	Hanukkah Ends 18 Go on a family car ride/walk and talk about the holiday lights you see.	19 Draw a picture of your family.
20 Sing and act out “Hickory Dickory Dock.”	First Day of Winter 21 Give your child a household job like setting the table or helping to prepare a meal.	Color Tuesday 22 Find something gold in your toys.	23 Have a parent help you draw a red and white candy cane. Talk about patterns.	Christmas Eve 24 Talk about your favorite memory/thing that happened this year.	Christmas Day 25 	Kwanzaa begins 26 Make a snowman with 1 hat, 2 eyes, 3 snowballs, on paper or outside!
27 Talk about what you’re excited about for next year.	28 Count up to 20 and back down to 0 with your child.	Color Tuesday 29 Find something gold in your toys..	30 Count the “giant steps” from the front door to the back door.	New Year's Eve 31 Draw or write a thank you note to someone.		

Am I Ready for Kindergarten?

Give Me Five!	Benchmarks for Kindergarten Readiness
Talk	Talks in complete sentences to describe an experience with details.
Play	Follows rules and routines in a group setting with some adult reminders.
Read	Names 40 upper or lower-case letters.
Do	Counts up to 10 objects.
Write	Draws pictures and/or makes letters or letter-like shapes to convey a message.



Kindergarten Registration Information

All parents/legal guardians of children who will be five years of age on or before September 1, 2020 are encouraged to register their children for kindergarten.


Early registration begins as early as January 2020 for the 2020-2021 school year. Check with your local school district for your kindergarten registration information.



Paperwork Required

In most cases, the parent/legal guardian will need to bring the following for kindergarten registration:

- Child's official birth certificate (with raised seal)
- Proof of residency (required for all registrants) – copy of signed mortgage, contract to build or lease agreement showing the owner/resident's name and address OR TWO of the following items:
 - Utility bills which have the name and address of the resident
 - Valid driver's license
 - Voter registration card
 - State medical card
- Notarized affidavit of residency from the parent or person with whom the child is residing, affirming that the child eats and sleeps at the residence.



Health Requirements

All students entering kindergarten must provide documentation of a current physical examination and immunizations **PRIOR** to **STARTING** school AND proof of an eye AND dental exam. You do not need proof of a physical, eye or dental exam to register your child.

It is recommended that you schedule appointments for your child's kindergarten physical, eye and dental exam by April! Students who do not have physical, eye and dental exams by the first day of school will NOT be allowed to attend school.

Local Libraries



Library storytimes boost language skills and reading readiness through stories, songs, fingerplays, and rhymes.

Look for your library's storytime schedule on their website or give them a call.

Gail Borden Public Library

www.gailborden.info

Main Location
270 N. Grove Ave.
Elgin, Illinois 60120
847-742-2411

Rakow Branch
2751 W. Bowes Rd.
Elgin, IL 60124
847-531-7271

South Elgin Branch
127 S. McLean Blvd.
South Elgin, IL 60177
847-931-2090

Ella Johnson Memorial Public Library

www.ellajohnsonlibrary.org

109 S. State Street
Hampshire, IL 60140
847-683-4490

Algonquin Area Public Library

www.aapld.org

Main Library
2600 Harnish Drive
Algonquin, IL 60102
847-458-6060

Branch Library
115 Eastgate Drive
Algonquin, IL 60102
847-658-4343

Fox River Valley Public Library

www.frvpld.info

Dundee Library
555 Barrington Avenue
East Dundee, IL 60118
847-428-3661

Randall Oaks Branch
500 N. Randall Road
West Dundee, IL 60118
847-428-3661

Bartlett Public Library

www.bartlettlibrary.org

800 S. Bartlett Road
Bartlett, IL 60103
630-837-2855

Poplar Creek Public Library

www.pclib.org

Main Library
1405 S. Park Avenue
Streamwood, IL 60107
630-837-6800

Sonya Crawshaw Branch
4300 Audrey Lane
Hanover Park, IL 60133
630-837-6800

ELGIN Census 2020

Get Counted for Their Future!

Every person counted = \$1,500 in Federal funding each year

SNAP, School Lunch Program, Head Start & more programs receive funding based on the Census.

www.gailborden.info/census

Community Agencies



School physical, eye and dental exams

Aunt Martha's Carpentersville Community Health Center

Provides medical, dental and mental health services for children and adults. Health Care services include: sick care, routine check-ups for well children, lead and health screenings, immunizations, school and sports physicals, serving both insured and uninsured individuals.

» www.auntmarthas.org

» 3003 Wakefield Drive
Carpentersville, IL 60110
(847) 851-8600

VNA Health Center

Provides quality health care services to everyone. Accepts Medicaid/All Kids, Blue Cross/Blue Shield, Harmony and most PPOs.

» www.vnahealth.org

» 620 Wing Street
Elgin, IL 60123
(847) 717-6455

» 801 Villa Street
Elgin, IL 60120
(847) 717-6455

Well Child Center

Provides dental services to youth between the ages of 1 and 18 years old who are either underinsured or uninsured, promoting good oral and preventive healthcare as a way of life.

» www.wellchildcenter.org

» 620 Wing Street
Elgin, IL 60123
(847) 741-7370

Greater Elgin Family Care Center

Provides quality, affordable, health care services including pediatrics, family practice, psychiatry, WIC, obstetrics/gynecology, dental care and health care benefits enrollment. School-based services are also provided at numerous area schools.

» www.gefcc.org

» **Summit Health Center**
373 Summit Street
Elgin IL 60120
(847) 608-1344

» **Seneca Health Center**
450 Dundee Avenue
Elgin IL 60120
(847) 608-1344

» **Streamwood Community Health Center**
135 E. Irving Park Road
Streamwood, IL 60107
(630) 313-5300

» **Randall Health Center**
1435 N. Randall Rd.
Suite 410
Elgin, IL 60123
847-608-1344

Lossman Eye Care Associates

Eye exams are covered by Medicaid/All Kids. Glasses are available.

» www.lossmaneyecare.com

» 96 N. Kennedy Drive
Carpentersville, IL 60110
(847) 428-4884

Developmental Screenings

All children develop in unique ways and at different rates. Screenings are a fun and comfortable way to learn how a child is developing, and to address developmental questions parents and caregivers may have. Call your local school district to learn more about developmental screenings in your area.

School District U-46

For developmental screenings.

» (847) 888-5000 X 6094

Central CUSD 301

Provides screenings for developmental delays for children ages 3-5.

» 275 South St.
P.O. Box 396
Burlington, IL 60109
(847) 464-6005

DayOne PACT - Child & Family Connections

Early Interventions provides services for children under the age of 3 with developmental delays.

» www.dayonepact.org

» 1551 E. Fabyan Pkwy.
Geneva, IL 60134
(630) 879-2277
Toll Free (888) 282-0997

Easter Seals DuPage & Fox Valley, Jayne Shover Center

Provides services to help children and adults with disabilities and/or special needs as well as support to their families.

» easterseals.com/dfv

» 799 S. McLean Blvd.
Elgin, IL 60123
(847) 742-3264

More Assistance

YWCA CCR&R

Finding quality, convenient and affordable child care is not an easy job. The YWCA assists parents and caretakers in their search for child care and preschools through referrals, individual counseling and provider workshops.

» (630) 790-6600

» www.ywcachicago.org

Centro de Información

Provides bilingual advocacy, information and referral, immigration and naturalization services, parenting skills training, community education and youth programs.

» 1885 Lin Lor Lane
Elgin, IL 60123
(847) 695-9050

www.centrodeinformacion.org

Discover the Path of Early Learning

The Born Learning Trail

The Born Learning Trail is a series of learning activities that any adult can play with young children outdoors in nature's classroom. The design of Born Learning Trails helps adults interact with children to boost language and literacy development and to help caregivers understand how to best support early learning in everyday moments. A trip to the playground or a stroll through the park is a great time to build your child's language skills—even when there is not a Born Learning Trail installed.

There are 10 signs on the Born Learning Trail, each including activities such as Imagine! Create! Pretend!, which encourages the caregiver to spur the child's imagination and storytelling skills and See! Say! Point! Read!, which builds letter and sound recognition through word play and rhymes.

There are four Born Learning Trail Locations in our communities:

- » Channing Park - 35 Rugby Trail, Elgin 60120
- » Copper Springs Park
380 Copper Springs Lane, Elgin 60124
- » Illinois Park Center for Early Learning
1350 Wing Street, Elgin 60123
- » Willard Elementary School
370 W Spring Street, South Elgin 60177

To learn more about the Born Learning Trails, visit www.bornlearning.org/trails.



United Way
of Metro Chicago

333 S. Wabash
30th Floor
Chicago, IL 60604
847-768-1257



The Elgin Partnership for Early Learning

The Elgin Partnership for Early Learning (EPEL) is a collaboration that partners with the Elgin community to prepare children for success in school and life.

EPEL's website is designed to help Parents and Caregivers find the resources you need to best serve your child in the Elgin community.

You will find:

- » Community Resources
- » Professional Services
- » Confidential Developmental Screenings
- » Child Care Opportunities
- » Parent/Caregiver Resources

Call our toll-free 844-KID-INFO line to speak to someone in English or Spanish to answer questions about childcare, parenting support and resources. Give us a call!

www.elginpartnership.org

1-844-KID-INFO

1-844-543-4636

Parenting isn't easy. We are here to find support, resources, and early childhood programs for you and your family. Call us toll-free today!



Children and Technology



From the Experts...

Children Younger Than 18 Months:

Digital media (computers, iPads, & TV) should be limited to video chatting only (FaceTime, Skype).

Children Ages 18-24 Months:

Digital media introduced should be high quality and it should be viewed with a parent or caregiver.

Children Ages 2-5 Years:

Digital media should be high quality, co-viewed, and limited to 1 hour a day.



Tips & Tricks

You are the bridge between the digital and physical world.

Ask questions! Point to pictures, talk about colors and shapes, and sing!

Create a Family Media Plan.

Designate screen-free zones, screen-free times, and place device curfews.

Be your child's media mentor!

Technology is great when used appropriately. Be a model by reading together, viewing together, and engaging together in any media.

Websites

Moms with Apps:

www.momswithapps.com

Common Sense Media:

www.commonsensemedia.org

American Academy of Pediatrics:

www.aap.org

How to Make a Family Media Use Plan:

www.healthychildren.org

Recommended Free Apps



PBS Parents Play & Learn



Doodle Buddy



Endless Reader



Endless Alphabet



Endless Numbers



Toca Tailor Fairy Tales



Baby Karaoke



Finger Paint With Sounds



Bedtime Math

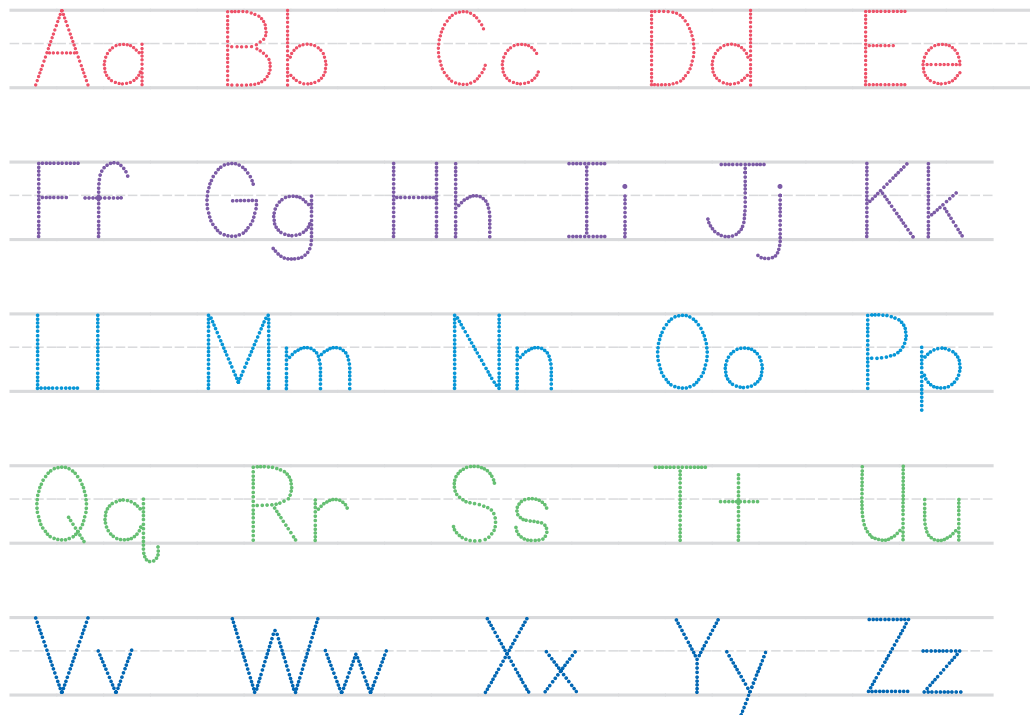


MiniMath by Bedtime Math


Ready for Kindergarten Skills



Alphabet



Shapes



A Few Milestones*

By 3 years of age, children often:

- » Feed themselves
- » Hold a crayon well
- » Use the toilet with some help
- » Kick a ball forward
- » Pedal a tricycle
- » Recognize sounds in the environment
- » Remember what happened yesterday
- » Know where things usually belong
- » Look through a book alone
- » Count 2 to 3 objects
- » Match circles and squares
- » Use 3-5 word sentences
- » Ask short questions
- » Know first and last name
- » Imitate housework or help with tasks

By 4 years of age, children often:

- » Hold a pencil
- » Try to write their name
- » Try to buckle, button and lace with help
- » Pour from a small pitcher
- » Use the toilet alone
- » Catch a bouncing ball
- » Like to know what happens next--are inquisitive
- » Sort by shape and color
- » Follow 3 instructions given at once

Colors

red



green



yellow



purple



blue



orange



black



brown



Numbers

1 one

2 two

3 three

4 four

5 five

6 six

7 seven

8 eight

9 nine

By 4 years of age, children often (continued):

- » Identify situations that would lead to happiness, sadness or anger
- » Enjoy rhyming and nonsense words
- » Want explanations of “why” and “how”
- » Enjoy tag, hide-and-seek, and other games with simple rules

By 5 years of age, children often:

- » Draw simple figures of things they imagine
- » Dress and undress themselves (may need supervision)
- » Walk downstairs, alternating feet without using a handrail
- » Climb a ladder
- » Know the sequence of reading a book, from left to right and top to bottom
- » Copy their own name (mostly using large and irregular letters)
- » Know front and back of clothes
- » Use 6 words in a sentence
- » Enjoy riddles and jokes
- » Modify language when talking to a younger child
- » Protect younger children
- » Talk about emotions and preferences
- » Invent make-believe games with simple rules

*It is important to remember these are only generalizations to be used to identify developmental milestones for children. Every child develops at different rates, and parents should consult their pediatrician if they are concerned with their child's development.



Getting Ready for Kindergarten

A 2020 Calendar of Family Activities

Presented by these generous sponsors:

